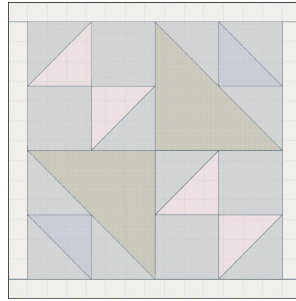


LEGACY QUILT



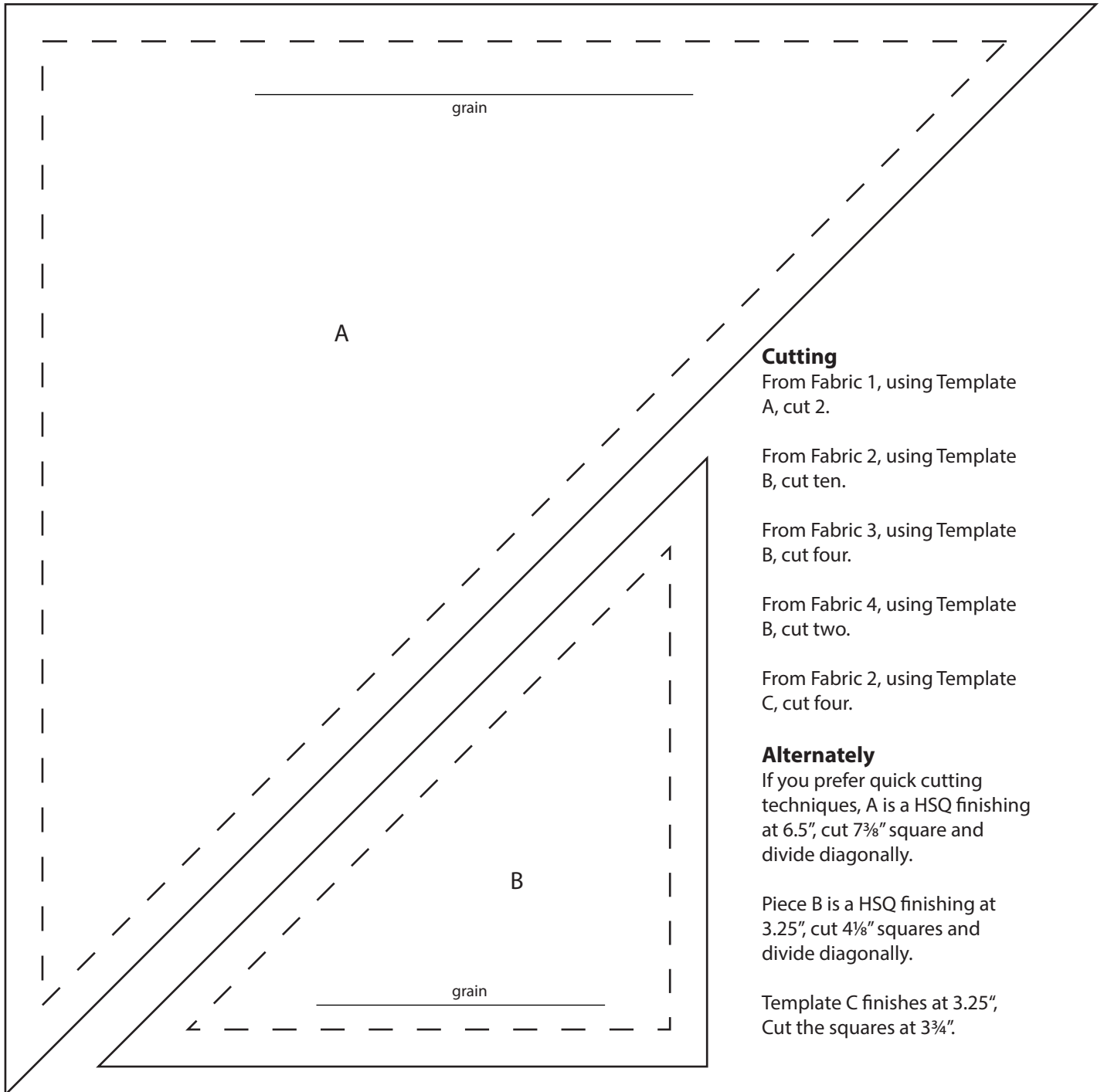
Print full size - 100%
No page scaling

Printing Test!
This is a
one inch
square.

Block #20 Crosses and Losses

15" x 15" finished

For borders from background:
Cut two 1.5" x 13.5"
Cut two 1.5" x 15.5"



Cutting

From Fabric 1, using Template A, cut 2.

From Fabric 2, using Template B, cut ten.

From Fabric 3, using Template B, cut four.

From Fabric 4, using Template B, cut two.

From Fabric 2, using Template C, cut four.

Alternately

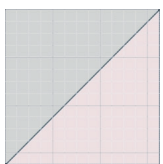
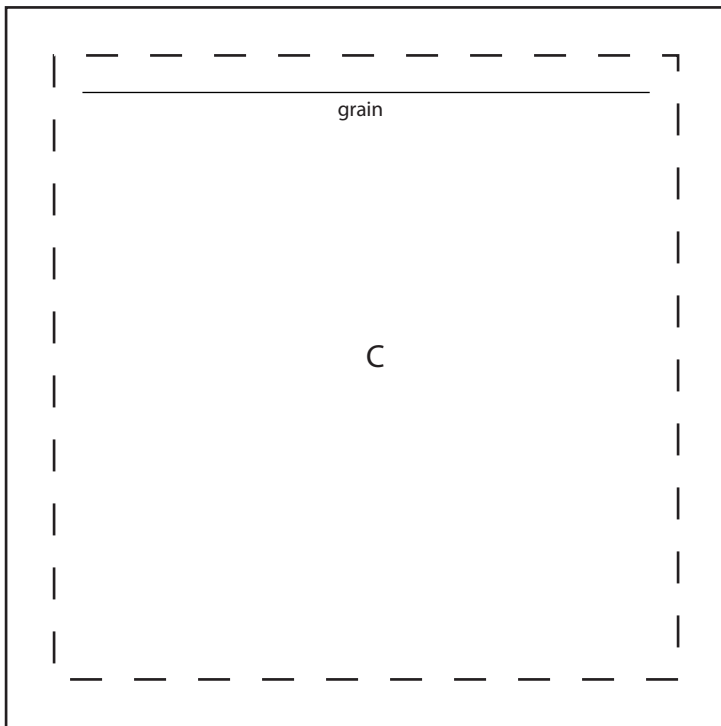
If you prefer quick cutting techniques, A is a HSQ finishing at 6.5", cut $7\frac{3}{8}$ " square and divide diagonally.

Piece B is a HSQ finishing at 3.25", cut $4\frac{1}{8}$ " squares and divide diagonally.

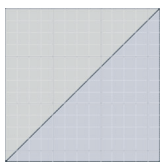
Template C finishes at 3.25",
Cut the squares at $3\frac{3}{4}$ ".

Print full size - 100%
No page scaling

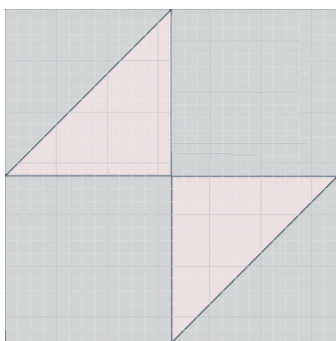
Printing Test!
This is a
one inch
square.



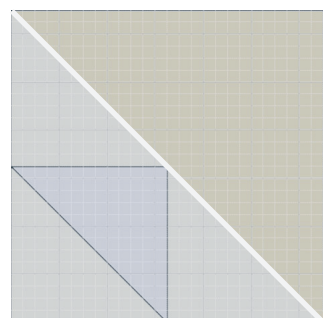
Make 4 HSQs using Fabrics 2 and 3



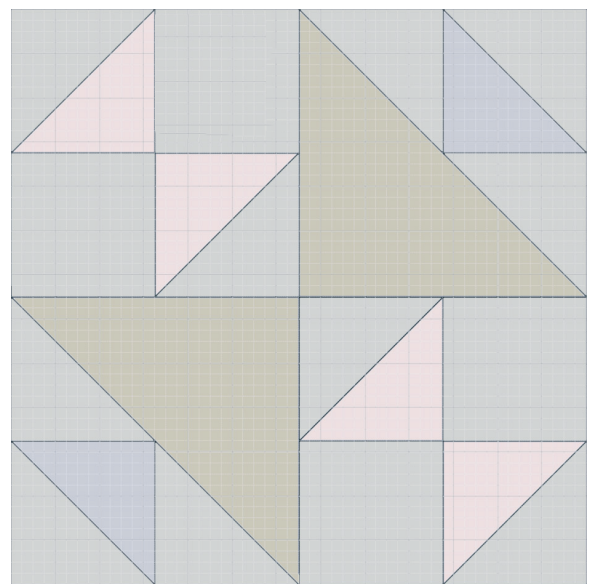
Make 2 HSQs using Fabrics 2 and 4.



Make two of these units
from the Fabric 2/3 HSTs
and two Cs.



Make two of these units
from the remaining
HSQs, and Template A.



Join the units as shown.

Add the sides, top, and bottom
borders to complete the block.